







[Census](#) > [2006 Census: Data products](#) > [Highlight tables](#) > [Language](#) >

Population by language spoken most often at home and age groups, 2006 counts, for Canada, provinces and territories, and census divisions – 20% sample data

Geographic name	Language spoken most often at home ¹							
	Total	English	French	Non-official language	English and French	English and non-official language	French and non-official language	English, French and non-official language
Canada 	31,241,030	20,584,770	6,608,125	3,472,130	94,055	406,455	58,885	16,600
Newfoundland and Labrador	500,610	494,345	650	4,905	180	525	0	0
Division No. 1	245,975	243,375	205	2,070	50	265	0	0
Division No. 2	22,190	22,035	10	145	0	0	0	0
Division No. 3	17,550	17,480	0	45	0	15	0	0
Division No. 4 	21,030	20,615	145	205	40	30	0	0
Division No. 5	40,385	40,115	15	210	30	20	0	0
Division No. 6	35,655	35,440	45	145	15	0	0	0
Division No. 7 	35,140	34,960	10	125	15	20	0	0
Division No. 8 	38,505	38,300	0	155	0	50	0	0
Division No. 9	17,945	17,825	25	50	0	45	0	0
Division No. 10 	23,820	21,940	185	1,620	25	55	0	0
Division No. 11 	2,410	2,255	0	130	0	30	0	0
Note:								
1. Refers to the language spoken most often at home by the individual at the time of the census. Other languages spoken at home on a regular basis were also collected.								

Sources : Statistics Canada, censuses of population, 2001 and 2006.

How to cite: Statistics Canada. 2007. Population by language spoken most often at home and age groups, 2006 counts, for Canada, provinces and territories, and census divisions – 20% sample data (table). Language Highlight Tables. 2006 Census.

Statistics Canada Catalogue no. 97-555-XWE2006002. Ottawa. Released December 4, 2007.

<http://www12.statcan.ca/english/census06/data/highlights/Language/Table402.cfm?Lang=E&T=402&GH=5&SC=1&S=0&O=A> (accessed January 14, 2009)

[Back to referring page](#)